







SCECS PRESCHOOL Curriculum Planning - Week Commencing 19/02/...

Programme

LEARNING INTENTIONS - Individual & Group Interests / Long & Short Term Goals	PHILOSOPHY AND LEARNING OUTCOMES - Centre Philosophy / My Time Our Place / Being Belonging Becoming / SCECS Values / UN Convention of the Rights of the Child
<p>Long-Term Goals</p> <ul style="list-style-type: none">• Toilet Training: For the children to learn toileting by constant reminders (before nap, after eating ect...) And encouraging them to go to the toilet independently. (I.D, M.D, O.C, M.C)• Positive Behavior Management: For children to learn about positive social behaviors and in managing their externalizing behaviors through constant reminders and positive reinforcements.• Transitioning: For children to smoothly transitioning between different routines such as cleaning up together, sitting down for group time, personal hygiene & self-help skill by transitioning through songs to cue routines and positive encouragement.• Children's Interest and Learning: To support children's interest by facilitating experiences and extended learnings that provides opportunities for them to explore variety of aspects.• Children's Learning & Development: For the children to strengthen their writing skills regarding their names, the alphabets, and numbers. <p>Short-Term Goals</p> <p>1. To support children's interest by providing experiences for them to explore and extend on their learning through their interest.</p> <p>2. To support children's learning about healthy eating by engaging in various experiences relating to this area.</p> <p>4. To support children's learning about gardening by investigating and exploring this area in various ways.</p> <p>5. To support children's agency, autonomy and interest by listening to the children's voice.</p> <p>Focus for this Week:</p> <ul style="list-style-type: none">• Healthy Eating• Gardening• Lizards & Insects• Superheroes• Munch & Move Movements - Gross Motor Skills <p>Rationale:</p> <p>A range of experiences will be provided for children covering the social, emotional, physical, language and cognitive developmental areas.</p> <p>Children's Interest/Development Reflected in the Program:</p> <ul style="list-style-type: none">• Cars, Racecars, Monster truck, Firetruck... - Beau, Ignatius, Michael• Lizards - Jack, Nate <p>Children's Notes Interests:</p> <ul style="list-style-type: none">• Lego Constructions - Jan• Lizards - Jack, Nate• Coloring - Ann• Cars/Trucks - Beau, Ignatius & Michael.D• Pet/Dog - Sophia, Michah & Hendrix	<p>Centre's Philosophy</p> <p>"We believe children are capable, resourceful and important members of the community. They are theory builders and problem solvers, who learn best by making meaning of their world through play, relationships and experiences. Play should be both intentional and spontaneous, stimulating, empowering and challenging whilst building upon children's knowledge and understanding of the world around them."</p> <p>Our Centre values the provision of a safe environment and emphasize on the importance of child safety and protection.</p> <ul style="list-style-type: none">• Children - Capable learners, funds of knowledge, play-based learning.• Families - First educator, traditions, values and collaborative partnership.• Religion - Catholic Values and Traditions• Community - Presence, connections and inclusion of the community. <p>The Early Years Learning Framework (EYLF)</p> <p>LO1: Children have a Strong sense of Identity</p> <p>1.1 Children feel safe, secure, and supported.</p> <p>1.2 Children develop their emerging autonomy, inter-dependence, resilience and sense of agency.</p> <p>1.3 Children develop knowledgeable and confident self-identities.</p> <p>1.4 Children learn to interact in relation to others with care, empathy and respect.</p> <p>LO2: Children are Connected with and Contribute to their World</p> <p>2.1 Children develop a sense of belonging to groups and communities and an understanding of the reciprocal rights and responsibilities necessary for active community participation.</p> <p>2.2 Children respond to diversity with respect.</p> <p>2.3 Children become aware of fairness.</p> <p>2.4 Children become socially responsible and show respect for the environment.</p> <p>LO3: Children have a Strong Sense of Wellbeing.</p> <p>3.1 Children become strong in their social and emotional wellbeing.</p> <p>3.2 Children take increasing responsibility for their own health and physical wellbeing.</p> <p>LO4: Children are Confident and Involved Learners</p> <p>4.1 Children develop dispositions for learning such as curiosity, cooperation, confidence, creativity, commitment, enthusiasm, persistence, imagination and reflexivity.</p> <p>4.2 Children develop a range of skills and processes such as problem solving, inquiry, experimentation, hypothesizing, researching and investigating.</p> <p>4.3 Children transfer and adapt what they have learned from one context to another.</p> <p>4.4 Children resource their own learning through connecting with people, place, technologies and natural and processed materials.</p> <p>LO5: Children are Effective Communicators.</p> <p>5.1 Children interact verbally and non-verbally with others for a range of purposes.</p> <p>5.2 Children engage with a range of texts and gain meaning from these texts.</p> <p>5.3 Children express ideas and make meaning using a range of media.</p> <p>5.4 Children begin to understand how symbols and pattern systems work.</p> <p>5.5 Children use information and communication technologies to access information, investigate ideas and represent their thinking.</p>

<ul style="list-style-type: none">Spiderman/Batman/Superhero - Ignatius, Hunter, Beau, Luka	
LEARNING EXPERIENCES INDOORS	Consider the design and set up of the Learning Environment & Educator display considerations
WRITING AND DRAWING	ART / CRAFT / COLLAGE / 3D
<div>Drawing Table Available Throughout the Week. Alternate different drawing tools for children.<ul style="list-style-type: none">CrayonsColored PencilsTextaA5/A4/A3 white papers</div> <div>Story Preschool Thurs 22/02 by Bailey He 22 Feb 24 Good afternoon families, Please find below the daily snapshots of the preschool room. ☑ Outdoor...</div> <div>Story Preschool Tues 20/02 by Bailey He 20 Feb 24 Good afternoon families, Please find below the preschooler’s daily snap ☑ ☑ another rainy...</div> <div>Story Preschool Wed 21.2.24 by Sanja Bogić 21 Feb 24 Group time - Yoga and Bug hunt ☑☑☑☑ Indoor play...</div> <div>Story Preschool Mon 19/2/24 by tammy stevens 19 Feb 24 Good afternoon to all our families, hope your weekend was great. To start our week in the...</div>	<div>Cut & Pasta Food Collage Tues 20/02<ul style="list-style-type: none">MagazinesScissor</div> <div></div>
<div>Letter C Writing/Coloring/Darwing<ul style="list-style-type: none">Printable Letter C and c.</div> <div>Story Preschool Thurs 22/02 by Bailey He 22 Feb 24 Good afternoon families, Please find below the daily snapshots of the preschool room. ☑ Outdoor...</div>	<div>Making Our Own Tree & Ground Fri 19/02<ul style="list-style-type: none">What grows on trees?What grows in the soil?</div> <div></div> <div>Story Preschool Mon 19/2/24 by tammy stevens 19 Feb 24 Good afternoon to all our families, hope your weekend was great. To start our week in the...</div>
COGNITIVE / PUZZLE / GAMES	LITERACY & BOOKS






<p>Wooden Puzzles</p> <ul style="list-style-type: none">• Transport and Vehicles• Numbers• Animals• Shapes• Alphabets	<p>Letter of the Week Table - C c</p> <ul style="list-style-type: none">• Add things that start with that specific letter on the table.• Alternating letters across the week from Aa to Zz.• Invite children to bring things from home that starts with the letter of the week. <p>(Refer to the photo below)</p>  <p>Story Preschool Mon 19/2/24 by tammy stevens 19 Feb 24 Good afternoon to all our families, hope your weekend was great. To start our week in the...</p> <p>Story Preschool Thurs 22/02 by Bailey He 22 Feb 24 Good afternoon families, Please find below the daily snapshots of the preschool room. ☑ Outdoor...</p>
	<p>Exploring with Number Games</p> <ul style="list-style-type: none">• Natural Material Number Matching• Working in Partners to find the correct number bean bags. <p>Story Preschool Tues 20/02 by Bailey He 20 Feb 24 Good afternoon families, Please find below the preschooler’s daily snap ☑ ☑ another rainy...</p>
<p>IMAGINATIVE PLAY</p>	<p>BLOCKS & CONSTRUCTION</p>
<p>Home Kitchen Corner Available to children throughout the week.</p> <ul style="list-style-type: none">• Cabinets• Kitchen equipment, utensils, crockeries, cutleries and foods.• Pictures of foods displayed on the wall. <p>Baby Care & Dress-ups Available to Children throughout the week.</p> <ul style="list-style-type: none">• Different colored babies• Children's dresses, costumes ect...• Nappies• Baby Bed• Baby clothing• Basket	<p>Prepare the following materials and take turns alternating them between different days when laying out on the mat or table.</p> <p>Natural Loose Parts Materials</p> <ul style="list-style-type: none">• Sticks• Pebbles• Rocks• Pinecones• Wood Cookies• Seashells• Dried Leaves <p>Large Foam Blocks - Open Ended Material</p> <ul style="list-style-type: none">• Different shape foam blocks• Foam Mat or Floor Mat• Note: Make sure children play with blocks on a mat for protection surface. <p>Wooden Blocks</p>

	<ul style="list-style-type: none">• Jenga Blocks• Open-ended to allow children to build according to their creativity. Promotes children's development of spatial awareness, hand-eye coordination, fine and gross motor skills, social skills (e.g. sharing, taking turns...) et-cetera.• Lay the wooden blocks on the mat to invite children to engage. <p>Lego Blocks</p> <ul style="list-style-type: none">• Lay out the lego blocks on the mat in a way that invites children to engage.• Lego blocks is an open-ended material that provides opportunity for children to exercise eye-hand coordination, spatial skills, persistence and patient, problem-solving skills, fine-motor skills et-cetera. <p>Other Construction Materials</p> <ul style="list-style-type: none">• Mobilo• Poly M <div>Story Preschool Tues 20/02 by Bailey He 20 Feb 24 Good afternoon families, Please find below the preschooler’s daily snap ☐☐ another rainy...</div> <div>Story Preschool Thurs 22/02 by Bailey He 22 Feb 24 Good afternoon families, Please find below the daily snapshots of the prescho ol room. ☐ Outdoor...</div> <div>Story Preschool Wed 21.2.24 by Sanja Bogić 21 Feb 24 Group time - Yoga and Bug hunt ☐☐☐☐☐ Indoor play...</div> <div>Story Preschool Mon 19/2/24 by tammy stevens 19 Feb 24 Good afternoon to all our families, hope your weekend was great. To start our week in the...</div>
INTENTIONAL / SPONTANEOUS EXPERIENCES	INTERESTS / INVESTIGATIONS
<p>Bean Sprout - Life Cycle Thurs 22/02 Stage 1</p> <ul style="list-style-type: none">• Wet paper Towel• Zip Lock Bag• Green Beans <div></div> <div>Story Preschool Thurs 22/02 by Bailey He 22 Feb 24 Good afternoon families, Please find below the daily snapshots of the prescho</div>	<p>Fruit Tree Frozen Yogurt Fri 23/02</p> <ul style="list-style-type: none">• Spread Yoghurt in the shape of a tree.• Add different types of cut fruits.• Freeze & enjoy for afternoon tea. <div></div>






ol room. 🌳 Outdoor...

- Light & Dark Jars**
Thurs 22/02
- Cup/Glass Jars
 - What plant need to survive?
 - Bean in each jar. Observe the growth.
 - Put one jar in darkness and one in light.



-  Isla Lee
-  Luka Milic
-  Micah Nakamura
-  Beatrix Teoh
-  Ignatius Duff

And 6 more

-  Olivia Chanin Montes
-  Storypark Demo
-  Isla Lee
-  Luka Milic
-  Micah Nakamura

And 26 more

- Baked Vegetable**
- Different kinds of cut veggies.
 - Baking tray









Story **Preschool** **Tues 20/02** by Bailey He 20 Feb 24
Good afternoon families, Please find below the preschooler’s daily snap 📷 📷
another rainy...

- STEAM (Science, Technology, Engineering, Arts, Mathematics) Experiment :
Mon 19/02/2024: **Sandpit Volcano Experiment: Lisna Oktaviani (Student Teacher)**
- Sand
 - Baking soda
 - food color
 - Vinegar
- Tue 20/02/2024: **Cloud/Rain Experiment: Lisna Oktaviani (Student Teacher)**
- Shaving foam
 - Blue food coloring
 - Jar
- Fri 23/02/2024 : **Magical Plastic Bag Experiment : Lisna Oktaviani (Student Teacher)**
- Plastic ziplock
 - Water
 - Pencil

Story **Preschool** **Tues 20/02** by Bailey He 20 Feb 24
Good afternoon families, Please find below the preschooler’s daily snap 📷 📷
another rainy...

<div>Story Preschool Mon 19/2/24 by tammy stevens 19 Feb 24</div> <div>Good afternoon to all our families, hope your weekend was great. To start our week in the...</div>	
<div>Making Our Snakes<ul style="list-style-type: none">Black snakesMaterials to glue onto the snakes.</div> <div>Story Preschool Wed 21.2.24 by Sanja Bogić 21 Feb 24</div> <div>Group time - Yoga and Bug hunt 🐛🐛🐛🐛 Indoor play...</div>	
<div>Jesus's Tree - Spiritual Time Together</div> <div>Thurs 22/02<ul style="list-style-type: none">This experience is led by Ms Isabel.</div> <div>Story Preschool Thurs 22/02 by Bailey He 22 Feb 24</div> <div>Good afternoon families, Please find below the daily snapshots of the preschool room. 🌳 Outdoor...</div>	
<div>Luka Milic</div>	
LEARNING EXPERIENCES OUTDOORS	Consider the design and set up of the Learning Environment & Educator display considerations
GROSS MOTOR / PHYSICAL PLAY	SENSORY PLAY - Sand / Mud / Water
<div>Available in the outdoor environment throughout the week.<ul style="list-style-type: none">Climbing Obstacle CourseSandpit Play - shovels, rake, bucket ect...Trucks and VehiclesLarge Legos - On MatHola HoopsBalls - Different types of ballsBalance Stilt</div> <div>Outdoor Risky Play<ul style="list-style-type: none">Natural EnvironmentLadderTreesLogs</div> <div>Muddy Kitchen<ul style="list-style-type: none">Crockeries and cutleries.</div> <div>Story Preschool Mon 19/2/24 by tammy stevens 19 Feb 24</div>	<div>Sandpit & Water Trough<ul style="list-style-type: none">Sandpit Equipment - Buckets, Plates, Shovels ect...Water Tub</div> <div>Story Preschool Mon 19/2/24 by tammy stevens 19 Feb 24</div> <div>Good afternoon to all our families, hope your weekend was great. To start our week in the...</div>

<div><div>Story Preschool Mon 19/2/24 by Laimmy Stevens 19 Feb 24</div><div>Good afternoon to all our families, hope your weekend was great. To start our week in the...</div></div> <div><div>Story Preschool Thurs 22/02 by Bailey He 22 Feb 24</div><div>Good afternoon families, Please find below the daily snapshots of the preschool room. 🌱 Outdoor...</div></div>	
	<div><div>Garden/Vegetable Tub</div><div>Wed 21/02</div><div><ul style="list-style-type: none">• Different elements of the garden• Make a tree with the children.• Fruit & Vegetables that grow on trees.• Grow in the soil.</div><div></div></div>
<div>GARDEN</div>	<div>SPORTS / GROUP GAMES</div>
<div><div>Water our Plants</div><div><ul style="list-style-type: none">• Watering Cans</div><div></div></div>	<div><div>Munch & Move Movements (Weather Dependent)</div><div><ul style="list-style-type: none">• Exercising Gross-Motor Skills• Fundamental Movement Skills in Action</div><div><div>Fundamental Movement Skills in Action.pdf</div><div>2070 KB</div></div></div>
<div><div>Prepare Our Garden</div><div>Tues 20/02</div><div><ul style="list-style-type: none">• Preparing our garden for new seeds and plants</div><div></div><div><div>Story Preschool Thurs 22/02 by Bailey He 22 Feb 24</div><div>Good afternoon families, Please find below the daily snapshots of the preschool room. 🌱 Outdoor...</div></div></div>	<div><div>Group Games</div><div><ul style="list-style-type: none">• Duck Duck Goose.• What's the Time Mr/Miss Wolf?• Follow the Leader• Hide & Seek</div></div>
<div>INTENTIONAL / SPONTANEOUS EXPERIENCES</div>	<div>INTERESTS / INVESTIGATIONS</div>
<div>Vegetables/Gardening Food Table</div>	<div>Insect Dig/Discovery</div>

<p>Vegetables/Gardening Food Table 21/02</p> <ul style="list-style-type: none">• Pictures of Vegetables• How Plant Grow• Shavels• Soils• Seeds	<p>Insect Dig/Discovery Thurs 22/02</p> <ul style="list-style-type: none">• Shovel• Digging and preparing our garden for new plants. <div><p>Story Preschool Thurs 22/02 by Bailey He 22 Feb 24 Good afternoon families, Please find below the daily snapshots of the preschool room. ☐ Outdoor...</p></div>
<p>GROUP TIMES / CIRCLE SHARING TIMES</p>	<p>ROUTINES / TRANSITIONS</p>
<p>Acknowledgement of the Country</p> <ul style="list-style-type: none">• Statement• Action Sitting in a Circle <p>Music</p> <ul style="list-style-type: none">• Innay Gupa Wana• Clapsticks• Clappers• Singing songs and movements <p>Letter of the Week - C c</p> <ul style="list-style-type: none">• The Big Letter and the Little Letter - C c• Alternating letters across the week from Aa to Zz.• What things starts with the letter... <p>(Refer to the photo below)</p>  <div><p>Story Preschool Thurs 22/02 by Bailey He 22 Feb 24 Good afternoon families, Please find below the daily snapshots of the preschool room. ☐ Outdoor...</p></div> <div><p>Story Preschool Tues 20/02 by Bailey He 20 Feb 24 Good afternoon families, Please find below the preschooler’s daily snap ☐ ☐ another rainy...</p></div> <div><p>Story Preschool Wed 21.2.24 by Sanja Bogić 21 Feb 24 Group time - Yoga and Bug hunt ☐☐☐☐☐ Indoor play...</p></div> <div><p>Story Preschool Mon 19/2/24 by tammy stevens 19 Feb 24 Good afternoon to all our families, hope your weekend was great. To start our week in the...</p></div>	<p>Transitioning to Group time Date: Transitioning on a daily basis - Routine Song: 'Sit on the Mat and Clap' - Play this song during transitioning to mat.</p> <ul style="list-style-type: none">• YouTube start from Time 0:20: https://youtu.be/dUt7gL6L9oI <p>Objective: For children to engage in sitting down together with the teacher through singing the routine. For example, "sit down on the mat and clap..."</p> <p>Routine - Cleaning Up Date: Cleaning up on a Daily Basis Song: 'Clean Up Song' - Play song whenever pack away is needed.</p> <ul style="list-style-type: none">• 5 Mins Clean Up Song with Countdown - https://youtu.be/bXFjuymX4HI?si=sEpxkCbHOY-T3GZS• 10 mins Clean Up Song with Countdown - https://youtu.be/4KIhWZl4k9U?si=nV9ZngWMYac8zSx9• 2 Mins Timer Bomb (Mission Impossible) - https://youtu.be/zKTNXUA7IWI?si=7QN0uizvmw8xDFBg <p>Provide children 5 minutes and 2 minutes before cleaning up with verbal and visual cues. E.g. you have 5 more minutes of play. Rationale: This routine experience is based upon observation of children developing transitioning awareness of cleaning up after their play. This experience will provide an opportunity to support children's predictable of cleaning up time and initiate packing up cued by the song.</p> <p>Toilet Learning</p> <ul style="list-style-type: none">• Remind and guide young preschoolers to go toilet on regular intervals.• Sticker Charts <p>Self-Care & Self-Help Skills</p> <ul style="list-style-type: none">• Strengthening children's awareness of personal hygiene (hand washing, toileting ect...)• Implementing strategies to support children with anxious attachment during separation (drop off time).• Forming bond with the educators and helping new preschoolers settle in and adapt to preschool routines with ease.• Encourage them to make good choices and use gentle hands when playing with others.• Establish water breaks throughout the day to remind children to drink water. <div></div>

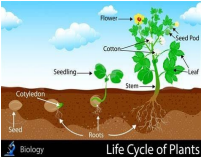
- Healthy Eating
- Fruit Salad Singing
 - The 5 Food Groups

- Mon 19/02
- Discussion about how food grows.
 - Where it comes from?

- Tues 20/02
- How we prep our garden bed?

- Wed 21/02
- Food Group Sorting

- Life Cycle of A Plant
- How plant grow?
 - What plant needs to grow?



Food Group Sorting.pdf
860 KB

Story Preschool Thurs 22/02 by Bailey He 22 Feb 24
Good afternoon families, Please find below the daily snapshots of the preschool room. ☑ Outdoor...

Story Preschool Tues 20/02 by Bailey He 20 Feb 24
Good afternoon families, Please find below the preschooler’s daily snap ☑ ☑ another rainy...

Story Preschool Mon 19/2/24 by tammy stevens 19 Feb 24
Good afternoon to all our families, hope your weekend was great. To start our week in the...

Story Preschool Wed 21.2.24 by Sanja Bogić 21 Feb 24
Group time - Yoga and Bug hunt ☑☑☑☑ Indoor play...

ASSESS AND ANALYSE THE LEARNING - What learning occurred / How is the child learning / Interpret the learning / Theories and Perspectives about how children learn

- To start our week in the preschool room we looked at letter of the week ‘Cc’, we continued exploring healthy eating. For group-time we discussed where different types of foods grow. In the dirt or on trees and shrubs?

FOLLOW UP - Future possibilities / Intentions for furthering the learning and development

- Long Term:
- Create loose parts play for the preschool room.
 - Create a sense of ownership with the children.






<div><ul style="list-style-type: none">• Outdoor Exploration: Climbing the obstacle course. We built with the large blocks, and we practiced our jumping like a kangaroo (using our 2 feet together) this activity develops our gross motor skills.• Ms Lisna's Experiment: Children first the children poked pencils through a bag filled with water and it did not leak or spill out??? The second was an experiment enjoyed by both preschool and the toddlers ‘A volcano eruption’ in the sand pit, the children helped construct the volcano then sat and watched as lava spilled over the top and down the sides of the volcano. Discussions were facilitated around the background of these experiment.• With the natural materials and bean bags games children explored with number recognizing and placing through interactive game with their peers.</div> <div>Story Preschool Mon 19/2/24 by tammy stevens 19 Feb 24 Good afternoon to all our families, hope your weekend was great. To start our week in the...</div> <div>Story Preschool Tues 20/02 by Bailey He 20 Feb 24 Good afternoon families, Please find below the preschooler’s daily snap ☺ ☺ another rainy...</div>	<div>Short-Term:<ul style="list-style-type: none">• Transport Project• Conduct interest-Based learnings and projects.• Deliver individualized story about social and externalizing behaviors.</div> <div>Story Preschool Tues 20/02 by Bailey He 20 Feb 24 Good afternoon families, Please find below the preschooler’s daily snap ☺ ☺ another rainy...</div>
<div>Theorists and Theories:<ul style="list-style-type: none">• Lev Vygotsky's Zone of Proximal Development (ZPD): Children learn with the guidance and assistance of those in their environment. Vygotsky emphasized the importance of relationship and interactions between children and more knowledgeable/capable peers and adults. He believed that children's cognitive learnings are enriched and deepened when they were 'scaffolded' by a more capable peer or adults. In practices, children's ZPD is enhanced with the guidance and assistance of more capable peers and adults. E.g. Peer-modelling and teacher modelling. Children require one-to-one interactions and conversation to assist their learning and development.• Robyn Dolby's Circle of Security (COS) & Play Spaces: Provoke educators to look beyond a child's immediate behavior and think about how to meet their genuine relationship needs. Dolby's theory stated that educators should conduct judgement-free, empathetic discussions about behaviors with children. Tailor our approach to reach children who are difficult to connect with. Help children to develop social skills by being with them, with their peers. Lastly, build strong emotional links with families and their children.</div>	
CHILDREN'S FEEDBACK - Children's voices incorporated	FAMILY & COMMUNITY FEEDBACK - Families / Parish / Primary School / Parent Advisory Group / Community feedback incorporated
<div>Mon 19/02 Discussion with children what they'll like to make and cook:<ul style="list-style-type: none">• Jan - "crackers",• Eva, Jan & Ann - "cupcakes”• Olivia - “ice-cream”• Ignatius & Jan - "pizza"• Jan - "pancake"• Ignatius - "I want pancake"</div>	<div>Parent's Feedback for 2024:<ul style="list-style-type: none">• M.A - How we plan to support spiritual development in the preschool room.• L.N - 24/01/2024- is really happy with the educators/ teachers in the preschool room this year.• Y.A - "Incursions - organized sport, language or dance once morning a week. Excursions - local outings to the park (i.e.. for Cleanup Australia Day), a local vet or to Woolies (e.g. healthy eating week) ..."</div>

<p>Tues 20/02</p> <ul style="list-style-type: none">Beau was observed making a pizza with the playdough and sharing it among with his peers. Beau - "I making pizza" <p>Thurs 22/02</p> <ul style="list-style-type: none">Jan - "Bailey look, I made a airplane" showing a large airplane with two wings. <p>Fri 23/02</p> <ul style="list-style-type: none">Evie - "watermelon on the ground"	<ul style="list-style-type: none">M.A - Suggested the idea of implementing and teaching children about Jesus's Tree. <div><p>Story Preschool Tues 20/02 by Bailey He 20 Feb 24</p><p>Good afternoon families, Please find below the preschooler’s daily snap ☺☺ another rainy...</p></div> <div><p>Story Preschool Thurs 22/02 by Bailey He 22 Feb 24</p><p>Good afternoon families, Please find below the daily snapshots of the preschool room. ☺ Outdoor...</p></div> <div><p>Story Preschool Wed 21.2.24 by Sanja Bogić 21 Feb 24</p><p>Group time - Yoga and Bug hunt ☺☺☺☺ Indoor play...</p></div> <div><p>Story Preschool Mon 19/2/24 by tammy stevens 19 Feb 24</p><p>Good afternoon to all our families, hope your weekend was great. To start our week in the...</p></div>
<p>EVALUATE / CRITICALLY REFLECT - Assess and evaluate what occurred (Learning experiences, interactions, routines and resources) What can be implemented to bring about improvements?</p>	<p>Consider Learning Outcomes, Principles and Practices. How can we build on this? What would have made it a better learning experience?</p>
<p>21/02/2024- Faye-Maree and Tammy reflected on the space in the pre-school room, dynamics of children and struggling to engage some children. We spoke about discussing expectations with all team members in the preschool room so that it would be more consistent for children.</p> <p>Small Group times- Tammy has recently implemented some cooking experiences which some of the children were really engaged in and other children weren't interested at all, Discussed ensuring that where possible other small group experiences could be implemented to capture the interests of other children there seems to be a big interest in transport at the moment with ID, BK, MD</p> <p>Peer models- Discussed peer friendship groups and how some of the friendships were not always conducive to a positive learning/ engagement from children and the opportunities to at times create groups that would be made up of peer models to support childrens learning and extend their play skills.</p> <p>Meeting the children where they are at- At the moment with the current dynamics we as educators need to reflect and take into consideration where each individual child is at and be able to meet them there, with out expecting more then they are developmentally able to do. lifting up social information to support children's understanding of others intentions and support building of supportive relationships.</p> <p>Interests- discussed creating a loose parts play area with pipes etc that could be of interest to a number of children. Will speak to St Joseph's primary school to see if they have any resources that we can have from their construction site.</p> <p>Connection- Discussed circle of security and Tuning into kids- have just got the resource for TIK and will continue to watch and unpack this as a team.</p> <p>Feedback from families- engaging families to more to understand what children interests may be at home so this can be extended on. If we are finding it tricky to understand individual children's dispositions look to connect with families more to get more contextual information- possible family meetings for children</p> <p>Team meeting - Will also unpack all of this with the whole ps room team on 22/2/24 in room meeting.</p>	

Tue 20/02/2024 : Cloud/Rain Experiment : Lisna Oktaviani (Student Teacher)
The cloud/rain experiment offered a rich and immersive learning experience, encouraging children's curiosity, enquiry, and scientific understanding. We investigated the secrets of cloud formation and precipitation cooperatively, using persistent shared thinking, deliberate teaching, and co-construction, strengthening our respect for the natural world's interconnection. As an educator, I saw the children's confidence and involvement as active learners, participating in conversations, making predictions, and connecting the experiment to their prior knowledge. The experiment acted as a spark for meaningful learning, inspiring children to become interested in science and discovery.

Mon 19/2/2024 : Sandpit Volcano Experiment : Lisna Oktaviani (Student Teacher)
Reflecting on today's interactions in the sandpit, I'm heartened by how Sophia's and Micah's initial excitement about constructing a sandpit volcano became a rich learning opportunity that reverberated throughout our morning play. This moment epitomized the Reggio Emilia philosophy's emphasis on following the child's interests and constructing knowledge through hands-on exploration and social collaboration. Witnessing the joy and engagement from all the children as we built and erupted our sandpit volcano reminded me of the profound learning that occurs when children are allowed to lead their inquiry. Their persistent experimentation with the mixture of bicarbonate and vinegar not only sparked discussions about chemical reactions but also opened avenues to explore engineering concepts as we discussed what makes a strong and sturdy volcano. Furthermore, integrating mathematical language as we measured and compared the size and quantity of our materials underscored the seamless ways in which academic concepts can be embedded in play. This experience underscores the importance of being attuned to children's interests and curiosities, as it fosters a learning environment where children feel valued and inspired to explore. Moving forward, I plan to extend this learning by integrating more STEAM (Science, Technology, Engineering, Arts, Mathematics) activities that resonate with the children's emerging interests, following the guidelines of EYLF V2.0 to support their holistic development in engaging, meaningful ways.

Fri 23/02/2024 : Magical Plastic Bag Experiment : Lisna Oktaviani (Student Teacher)
Children were amazed when the bag seemed to seal itself around the pencils, avoiding water leakage. Their faces showed up with surprise and delight as they watched this beautiful occurrence happen in front of them. As the educator, I documented the experience with images, which increased the children's engagement and enjoyment of the exercise. Throughout the experiment, children actively participated in discussions about what they had observed, demonstrating sustained shared thinking, deliberate teaching, and co-construction. They posed questions, shared their theories, and worked together to make sense of the scientific principles at play. After finishing the experiment, we took some time to reflect on our findings and explore the science behind the phenomenon. The children eagerly discussed their findings and exhibited their interest in the experiment, exhibiting their confidence and involvement as learners.

<div><div>Room Meeting Thurs 22/02</div><div>During our team meeting, we discussed about the following points.</div><div><ul style="list-style-type: none">• Lifting up the Social Skills: Supporting children to gain social skills and lift up the social information to promote a positive room dynamic. For example, "I see Child-X snatching a toy from Child-Y. Child-Y doesn't like it. And it's hurting Child-Y's feeling." Lifting what's happening within the context. Break down these social incidents with the children and come up with solutions to solve. This will be a repetitive process and repetition is also how children learn and adopt social skills and cues.• Facilitate smaller group interaction for a more connective learning and relationship building. Using positive peer-modelling with the older children to the younger ones.• Planning for these younger group of preschoolers as well as the older group. Different learning abilities and interest.• Reflecting on the language use around the children. As well as the use of verbal negative reinforcement, positive reinforcement should be the priority. Emphasise on the positive behaviors of the children. Taking into consideration about, "children don't want to be naughty" or displaying these behaviors. Embrace their emotional needs and guide them through play and interest.• COS - deepen connection and building relationship with all children.• Constant validating and acknowledging children's feeling.</div></div>	
<div>PRINCIPLES - Secure, respectful and reciprocal relationships / Partnerships / Respect for diversity / Aboriginal and Torres Strait Islander Perspectives / Equity, inclusion and high expectations, Sustainability, Critical reflection and ongoing professional learning, Collaborative leadership and teamwork</div>	<div>PRACTICES - Holistic, integrated and interconnected approached, Responsiveness to children, Play-based learning and intentionality, Learning environments, Cultural responsiveness, Continuity of learning and transitions, Assessment and evaluation for learning, development and wellbeing</div>
<div><ul style="list-style-type: none">• Acknowledging parent's feedback and incorporating their feedback into our program. E.g. M.A's suggestion about Jesus's Tree and teaching spiritually.• Building a secure, respectful and reciprocal relationship with the children: Reflecting on our relationships with all the children in the room. How can we meet each child's needs?• Critical Reflection: Regular team reflections and team meetings. Constantly reflecting on what strategies is working and what needed improvements in the room.</div>	
<div>SHARE WITH FAMILIES</div>	<div>THANK YOU</div>
<div><div><div></div><div>Olivia Chanin Montes</div></div><div><div></div><div>Storypark Demo</div></div><div><div></div><div>Isla Lee</div></div><div><div></div><div>Luka Milic</div></div><div><div></div><div>Micah Nakamura</div></div><div>And 25 more</div></div>	